





LOGO USE GUIDELINES V1.0

MAIN LOGOS

Preferred logo on **Light Backgrounds**



Preferred logo on **Dark Backgrounds**

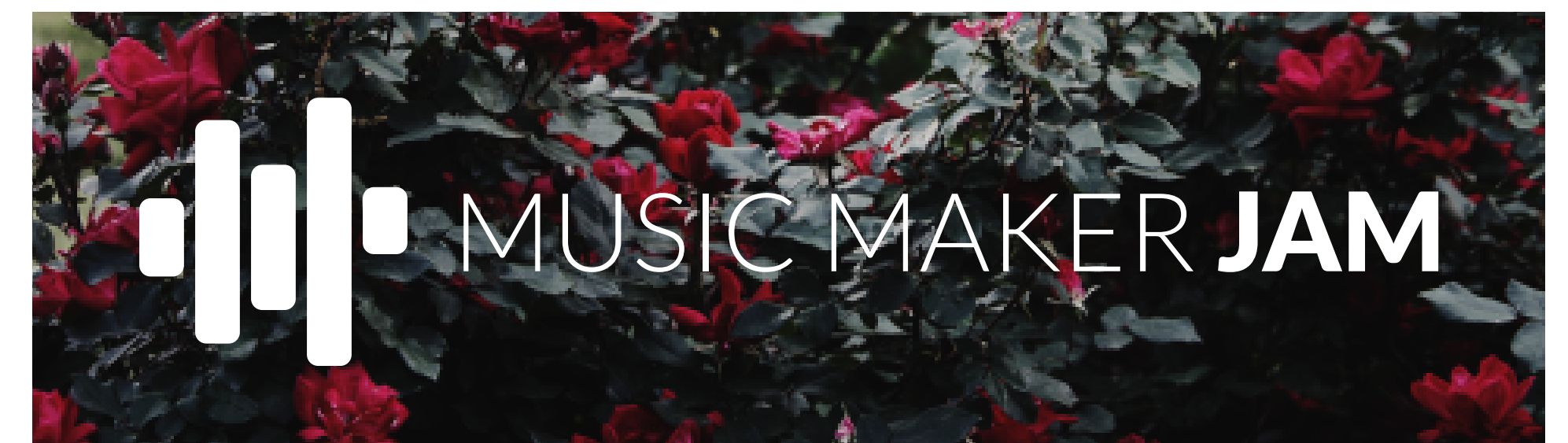


ALTERNATE LOGOS - In certain cases your artwork or background may clash or look bad with the colored logos, in these instances you can use these alternate versions. Use your best judgement to see which works best.

Alternate all dark gray logo for **busy light backgrounds**




Alternate all white logo for **busy dark backgrounds**




MAIN LOGO ICON

Preferred icon on **Light and Dark Backgrounds**




ALTERNATE ICONS

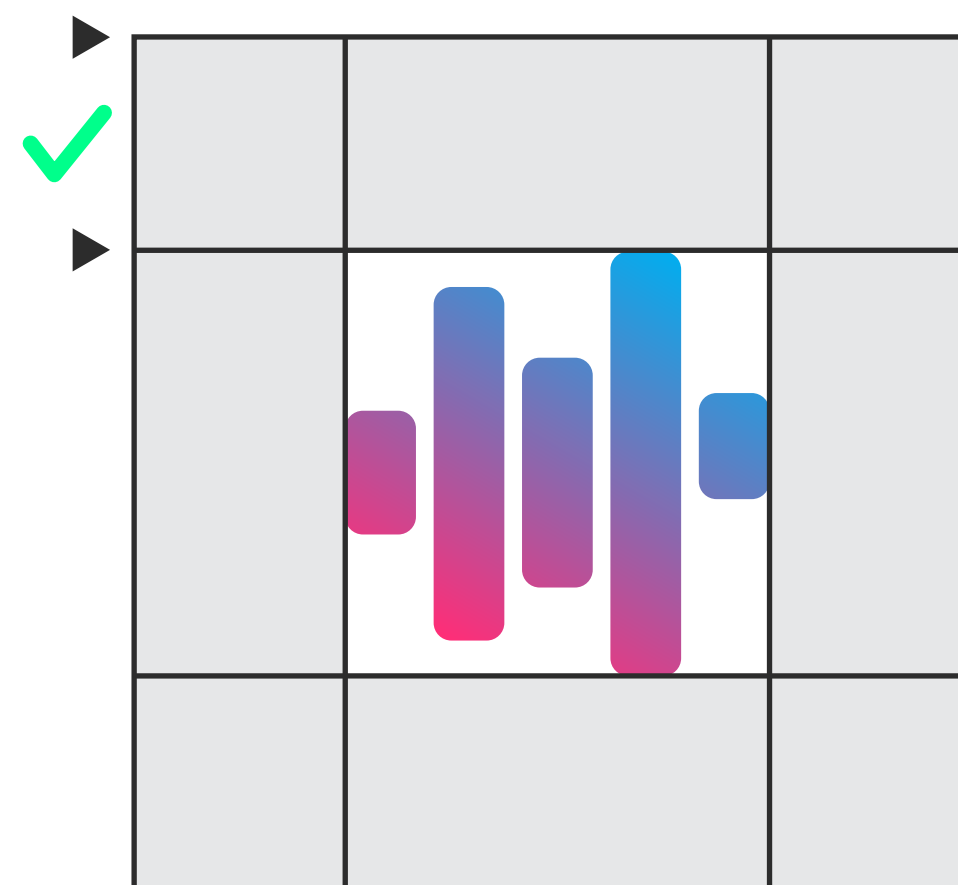

Alternate icons for **Busy Backgrounds**



CLEAR SPACE - Ensure that the Music Maker JAM logo always has enough space all around it in relation to your logo.



The clear space is equal to
1/2 the height of the JAM icon



CLEAR SPACE EXAMPLE

GOOD! :)



BAD! :(




CLEAR SPACE EXAMPLE


GOOD! :)








BAD! :(



PROPER LOGO USE - Please ensure you don't stretch distort or alter the logo in any way.



PROPER LOGO USE - Please ensure you don't stretch distort or alter the logo in any way.



THANK YOU! ;)